

## FORM NO. MGT-7

[Pursuant to sub-Section(1) of section 92 of the Companies Act, 2013 and sub-rule (1) of rule 11 of the Companies (Management and Administration) Rules, 2014]



सत्यमेव जयते

## Annual Return

(other than OPCs and Small Companies)

Form language ☒ English ☐ Hindi

Refer the instruction kit for filing the form.

### I. REGISTRATION AND OTHER DETAILS

(i) \* Corporate Identification Number (CIN) of the company

U29292UP2012PTC069644

Pre-fill

Global Location Number (GLN) of the company

\* Permanent Account Number (PAN) of the company

AAECB8838L

(ii) (a) Name of the company

MACAWBER BEEKAY PRIVATE L

(b) Registered office address

Beekay House, C-450-451  
Sector - 10  
Noida  
Gautam Buddha Nagar  
Uttar Pradesh  
201301

(c) \*e-mail ID of the company

vikash.kumar@mbi.in

(d) \*Telephone number with STD code

01204507700

(e) Website

www.mbi.in

(iii) Date of Incorporation

13/02/2012

| (iv) | Type of the Company | Category of the Company   | Sub-category of the Company   |
|------|---------------------|---------------------------|-------------------------------|
|      | Private Company     | Company limited by shares | Indian Non-Government company |

(v) Whether company is having share capital

☒ Yes ☐ No

(vi) \*Whether shares listed on recognized Stock Exchange(s)

☐ Yes ☒ No

(vii) \*Financial year From date  (DD/MM/YYYY) To date  (DD/MM/YYYY)

(viii) \*Whether Annual general meeting (AGM) held ☒ Yes ☐ No

(a) If yes, date of AGM

(b) Due date of AGM

(c) Whether any extension for AGM granted ☐ Yes ☒ No

## II. PRINCIPAL BUSINESS ACTIVITIES OF THE COMPANY

\*Number of business activities

| S.No | Main Activity group code | Description of Main Activity group     | Business Activity Code | Description of Business Activity   | % of turnover of the company |
|------|--------------------------|--|------------------------|--|------------------------------|
| 1    | F                        | Construction                           | F2                     | Roads, railways, Utility projects  | 67.03                        |
| 2    | C                        | Manufacturing                          | C10                    | Electrical equipment, General Purpose and Special purpose Machinery & equipment, | 19.41                        |
| 3    | G                        | Trade                                  | G2                     | Retail Trading   | 3.17                         |
| 4    | M                        | Professional, Scientific and Technical | M9                     | Other professional, scientific and technical activities                          | 10.39                        |

## III. PARTICULARS OF HOLDING, SUBSIDIARY AND ASSOCIATE COMPANIES (INCLUDING JOINT VENTURES)

\*No. of Companies for which information is to be given

Pre-fill All

| S.No | Name of the company        | CIN / FCRN            | Holding/ Subsidiary/Associate/ Joint Venture | % of shares held |
|------|----------------------------|-----------------------|--|------------------|
| 1    | BSBK ENGINEERS PRIVATE LIM | U74900UP2008PTC068716 | Holding                                      | 100              |

## IV. SHARE CAPITAL, DEBENTURES AND OTHER SECURITIES OF THE COMPANY

### (i) \*SHARE CAPITAL

#### (a) Equity share capital

| Particulars                               | Authorised capital | Issued capital | Subscribed capital | Paid up capital |
|---|--------------------|----------------|--------------------|-----------------|
| Total number of equity shares             | 8,000,000          | 6,010,100      | 6,010,100          | 6,010,100       |
| Total amount of equity shares (in Rupees) | 80,000,000         | 60,101,000     | 60,101,000         | 60,101,000      |

Number of classes

| Class of Shares                           | Authorised capital | Issued capital | Subscribed capital | Paid up capital |
|---|--------------------|----------------|--------------------|-----------------|
| Equity Shares                             |                    |                |                    |                 |
| Number of equity shares                   | 8,000,000          | 6,010,100      | 6,010,100          | 6,010,100       |
| Nominal value per share (in rupees)       | 10                 | 10             | 10                 | 10              |
| Total amount of equity shares (in rupees) | 80,000,000         | 60,101,000     | 60,101,000         | 60,101,000      |

**(b) Preference share capital**

| Particulars                                   | Authorised capital | Issued capital | Subscribed capital | Paid-up capital |
|---|--------------------|----------------|--------------------|-----------------|
| Total number of preference shares             | 4,000,000          | 4,000,000      | 4,000,000          | 4,000,000       |
| Total amount of preference shares (in rupees) | 40,000,000         | 40,000,000     | 40,000,000         | 40,000,000      |

Number of classes

1

| Class of shares                                  | Authorised capital | Issued capital | Subscribed capital | Paid up capital |
|--|--------------------|----------------|--------------------|-----------------|
| Optionally Convertible Redeemable Preference Sha |                    |                |                    |                 |
| Number of preference shares                      | 4,000,000          | 4,000,000      | 4,000,000          | 4,000,000       |
| Nominal value per share (in rupees)              | 10                 | 10             | 10                 | 10              |
| Total amount of preference shares (in rupees)    | 40,000,000         | 40,000,000     | 40,000,000         | 40,000,000      |

**(c) Unclassified share capital**

| Particulars                         | Authorised Capital |
|-------------------------------------|--------------------|
| Total amount of unclassified shares | 0                  |

**(d) Break-up of paid-up share capital**

| Class of shares                               | Number of shares |           |         | Total nominal amount | Total Paid-up amount | Total premium |
|---|------------------|-----------|---------|----------------------|----------------------|---------------|
| Equity shares                                 | Physical         | DEMAT     | Total   |                      |                      |               |
| At the beginning of the year                  | 0                | 6,010,100 | 6010100 | 60,101,000           | 60,101,000           |               |
| Increase during the year                      | 0                | 0         | 0       | 0                    | 0                    | 0             |
| i. Public Issues                              | 0                | 0         | 0       | 0                    | 0                    | 0             |
| ii. Rights issue                              | 0                | 0         | 0       | 0                    | 0                    | 0             |
| iii. Bonus issue                              | 0                | 0         | 0       | 0                    | 0                    | 0             |
| iv. Private Placement/ Preferential allotment | 0                | 0         | 0       | 0                    | 0                    | 0             |

|                                     |           |           |         |            |            |   |
|-------------------------------------|-----------|-----------|---------|------------|------------|---|
| v. ESOPs                            | 0         | 0         | 0       | 0          | 0          | 0 |
| vi. Sweat equity shares allotted    | 0         | 0         | 0       | 0          | 0          | 0 |
| vii. Conversion of Preference share | 0         | 0         | 0       | 0          | 0          | 0 |
| viii. Conversion of Debentures      | 0         | 0         | 0       | 0          | 0          | 0 |
| ix. GDRs/ADRs                       | 0         | 0         | 0       | 0          | 0          | 0 |
| x. Others, specify                  |           |           |         |            |            |   |
| <div></div>                         |           |           |         |            |            |   |
| <b>Decrease during the year</b>     | 0         | 0         | 0       | 0          | 0          | 0 |
| i. Buy-back of shares               | 0         | 0         | 0       | 0          | 0          | 0 |
| ii. Shares forfeited                | 0         | 0         | 0       | 0          | 0          | 0 |
| iii. Reduction of share capital     | 0         | 0         | 0       | 0          | 0          | 0 |
| iv. Others, specify                 |           |           |         |            |            |   |
| <div></div>                         |           |           |         |            |            |   |
| <b>At the end of the year</b>       | 0         | 6,010,100 | 6010100 | 60,101,000 | 60,101,000 |   |
|                                     |           |           |         |            |            |   |
| <b>Preference shares</b>            |           |           |         |            |            |   |
| <b>At the beginning of the year</b> | 4,000,000 | 0         | 4000000 | 40,000,000 | 40,000,000 |   |
| <b>Increase during the year</b>     | 0         | 0         | 0       | 0          | 0          | 0 |
| i. Issues of shares                 | 0         | 0         | 0       | 0          | 0          | 0 |
| ii. Re-issue of forfeited shares    | 0         | 0         | 0       | 0          | 0          | 0 |
| iii. Others, specify                |           |           |         |            |            |   |
| <div></div>                         |           |           |         |            |            |   |
| <b>Decrease during the year</b>     | 0         | 0         | 0       | 0          | 0          | 0 |
| i. Redemption of shares             | 0         | 0         | 0       | 0          | 0          | 0 |
| ii. Shares forfeited                | 0         | 0         | 0       | 0          | 0          | 0 |
| iii. Reduction of share capital     | 0         | 0         | 0       | 0          | 0          | 0 |
| iv. Others, specify                 |           |           |         |            |            |   |
| <div></div>                         |           |           |         |            |            |   |
| <b>At the end of the year</b>       | 4,000,000 | 0         | 4000000 | 40,000,000 | 40,000,000 |   |

ISIN of the equity shares of the company

(ii) Details of stock split/consolidation during the year (for each class of shares)

0

| Class of shares              |                      | (i) | (ii) | (iii) |
|------------------------------|----------------------|-----|------|-------|
| Before split / Consolidation | Number of shares     |     |      |       |
|                              | Face value per share |     |      |       |
| After split / Consolidation  | Number of shares     |     |      |       |
|                              | Face value per share |     |      |       |

(iii) Details of shares/Debentures Transfers since closure date of last financial year (or in the case of the first return at any time since the incorporation of the company) \*

☒ Nil

[Details being provided in a CD/Digital Media]

☐ Yes

☐ No

☐ Not Applicable

Separate sheet attached for details of transfers

☐ Yes

☐ No

Note: In case list of transfer exceeds 10, option for submission as a separate sheet attachment or submission in a CD/Digital Media may be shown.

|  |         |  |            |
|--|---------|--|------------|
| Date of the previous annual general meeting        |         |  |            |
| Date of registration of transfer (Date Month Year) |         |  |            |
| Type of transfer                                   |         | 1 - Equity, 2- Preference Shares,3 - Debentures, 4 - Stock |            |
| Number of Shares/ Debentures/ Units Transferred    |         | Amount per Share/ Debenture/Unit (in Rs.)                  |            |
| Ledger Folio of Transferor                         |         |  |            |
| Transferor's Name                                  |         |  |            |
|  | Surname | middle name  | first name |
| Ledger Folio of Transferee                         |         |  |            |

|                   |                      |                      |                      |
|-------------------|----------------------|----------------------|----------------------|
| Transferee's Name | <input type="text"/> | <input type="text"/> | <input type="text"/> |
|                   | Surname              | middle name          | first name           |

|  |                      |
|--|----------------------|
| Date of registration of transfer (Date Month Year) | <input type="text"/> |
|--|----------------------|

|                  |                      |   |
|------------------|----------------------|---|
| Type of transfer | <input type="text"/> | 1 - Equity, 2- Preference Shares, 3 - Debentures, 4 - Stock |
|------------------|----------------------|---|

|   |                      |   |                      |
|---|----------------------|---|----------------------|
| Number of Shares/ Debentures/ Units Transferred | <input type="text"/> | Amount per Share/ Debenture/Unit (in Rs.) | <input type="text"/> |
|---|----------------------|---|----------------------|

|                            |                      |
|----------------------------|----------------------|
| Ledger Folio of Transferor | <input type="text"/> |
|----------------------------|----------------------|

|                   |                      |                      |                      |
|-------------------|----------------------|----------------------|----------------------|
| Transferor's Name | <input type="text"/> | <input type="text"/> | <input type="text"/> |
|                   | Surname              | middle name          | first name           |

|                            |                      |
|----------------------------|----------------------|
| Ledger Folio of Transferee | <input type="text"/> |
|----------------------------|----------------------|

|                   |                      |                      |                      |
|-------------------|----------------------|----------------------|----------------------|
| Transferee's Name | <input type="text"/> | <input type="text"/> | <input type="text"/> |
|                   | Surname              | middle name          | first name           |

**(iv) \*Debentures (Outstanding as at the end of financial year)**

| Particulars                   | Number of units | Nominal value per unit | Total value |
|-------------------------------|-----------------|------------------------|-------------|
| Non-convertible debentures    | 0               | 0                      | 0           |
| Partly convertible debentures | 0               | 0                      | 0           |
| Fully convertible debentures  | 0               | 0                      | 0           |
| <b>Total</b>                  |                 |                        | 0           |

Details of debentures

| Class of debentures           | Outstanding as at the beginning of the year | Increase during the year | Decrease during the year | Outstanding as at the end of the year |
|-------------------------------|---|--------------------------|--------------------------|---------------------------------------|
| Non-convertible debentures    | 0   | 0                        | 0                        | 0                                     |
| Partly convertible debentures | 0   | 0                        | 0                        | 0                                     |
| Fully convertible debentures  | 0   | 0                        | 0                        | 0                                     |

(v) Securities (other than shares and debentures)

0

| Type of Securities | Number of Securities | Nominal Value of each Unit | Total Nominal Value | Paid up Value of each Unit | Total Paid up Value |
|--------------------|----------------------|----------------------------|---------------------|----------------------------|---------------------|
|                    |                      |                            |                     |                            |                     |
|                    |                      |                            |                     |                            |                     |
| Total              |                      |                            |                     |                            |                     |

**V. \*Turnover and net worth of the company (as defined in the Companies Act, 2013)**

(i) Turnover

4,050,412,000

(ii) Net worth of the Company

2,315,109,000

**VI. (a) \*SHARE HOLDING PATTERN - Promoters**

| S. No. | Category                                | Equity           |            | Preference       |            |
|--------|---|------------------|------------|------------------|------------|
|        |   | Number of shares | Percentage | Number of shares | Percentage |
| 1.     | Individual/Hindu Undivided Family       |                  |            |                  |            |
|        | (i) Indian                              | 0                | 0          | 0                | 0          |
|        | (ii) Non-resident Indian (NRI)          | 0                | 0          | 0                | 0          |
|        | (iii) Foreign national (other than NRI) | 0                | 0          | 0                | 0          |
| 2.     | Government                              |                  |            |                  |            |
|        | (i) Central Government                  | 0                | 0          | 0                | 0          |
|        | (ii) State Government                   | 0                | 0          | 0                | 0          |
|        | (iii) Government companies              | 0                | 0          | 0                | 0          |
| 3.     | Insurance companies                     | 0                | 0          | 0                | 0          |
| 4.     | Banks                                   | 0                | 0          | 0                | 0          |
| 5.     | Financial institutions                  | 0                | 0          | 0                | 0          |

|     |   |           |     |           |     |
|-----|---|-----------|-----|-----------|-----|
| 6.  | Foreign institutional investors         | 0         | 0   | 0         | 0   |
| 7.  | Mutual funds                            | 0         | 0   | 0         | 0   |
| 8.  | Venture capital                         | 0         | 0   | 0         | 0   |
| 9.  | Body corporate<br>(not mentioned above) | 6,010,100 | 100 | 4,000,000 | 100 |
| 10. | Others                                  | 0         | 0   | 0         | 0   |
|     | <b>Total</b>                            | 6,010,100 | 100 | 4,000,000 | 100 |

Total number of shareholders (promoters)

3

**(b) \*SHARE HOLDING PATTERN - Public/Other than promoters**

| S. No. | Category                                | Equity           |            | Preference       |            |
|--------|---|------------------|------------|------------------|------------|
|        |   | Number of shares | Percentage | Number of shares | Percentage |
| 1.     | Individual/Hindu Undivided Family       |                  |            |                  |            |
|        | (i) Indian                              | 0                | 0          | 0                | 0          |
|        | (ii) Non-resident Indian (NRI)          | 0                | 0          | 0                | 0          |
|        | (iii) Foreign national (other than NRI) | 0                | 0          | 0                | 0          |
| 2.     | Government                              |                  |            |                  |            |
|        | (i) Central Government                  | 0                | 0          | 0                | 0          |
|        | (ii) State Government                   | 0                | 0          | 0                | 0          |
|        | (iii) Government companies              | 0                | 0          | 0                | 0          |
| 3.     | Insurance companies                     | 0                | 0          | 0                | 0          |
| 4.     | Banks                                   | 0                | 0          | 0                | 0          |
| 5.     | Financial institutions                  | 0                | 0          | 0                | 0          |
| 6.     | Foreign institutional investors         | 0                | 0          | 0                | 0          |
| 7.     | Mutual funds                            | 0                | 0          | 0                | 0          |
| 8.     | Venture capital                         | 0                | 0          | 0                | 0          |
| 9.     | Body corporate<br>(not mentioned above) | 0                | 0          | 0                | 0          |
| 10.    | Others                                  | 0                | 0          | 0                | 0          |



|  |              |   |   |   |   |
|--|--------------|---|---|---|---|
|  | <b>Total</b> | 0 | 0 | 0 | 0 |
|--|--------------|---|---|---|---|

Total number of shareholders (other than promoters)

0

Total number of shareholders (Promoters+Public/  
Other than promoters)

3

**VII. \*NUMBER OF PROMOTERS, MEMBERS, DEBENTURE HOLDERS**  
(Details, Promoters, Members (other than promoters), Debenture holders)

| Details                           | At the beginning of the year | At the end of the year |
|-----------------------------------|------------------------------|------------------------|
| Promoters                         | 3                            | 3                      |
| Members<br>(other than promoters) | 0                            | 0                      |
| Debenture holders                 | 0                            | 0                      |

**VIII. DETAILS OF DIRECTORS AND KEY MANAGERIAL PERSONNEL**

**(A) \*Composition of Board of Directors**

| Category                                 | Number of directors at the beginning of the year |               | Number of directors at the end of the year |               | Percentage of shares held by directors as at the end of year |               |
|--|--|---------------|--|---------------|--|---------------|
|  | Executive  | Non-executive | Executive                                  | Non-executive | Executive  | Non-executive |
| <b>A. Promoter</b>                       | 3  | 0             | 3  | 0             | 0  | 0             |
| <b>B. Non-Promoter</b>                   | 1  | 0             | 1  | 0             | 0  | 0             |
| (i) Non-Independent                      | 1  | 0             | 1  | 0             | 0  | 0             |
| (ii) Independent                         | 0  | 0             | 0  | 0             | 0  | 0             |
| <b>C. Nominee Directors representing</b> | 0  | 0             | 0  | 0             | 0  | 0             |
| (i) Banks & FIs                          | 0  | 0             | 0  | 0             | 0  | 0             |
| (ii) Investing institutions              | 0  | 0             | 0  | 0             | 0  | 0             |
| (iii) Government                         | 0  | 0             | 0  | 0             | 0  | 0             |
| (iv) Small share holders                 | 0  | 0             | 0  | 0             | 0  | 0             |
| (v) Others                               | 0  | 0             | 0  | 0             | 0  | 0             |
| <b>Total</b>                             | <b>4</b>   | <b>0</b>      | <b>4</b>                                   | <b>0</b>      | <b>0</b>   | <b>0</b>      |

Number of Directors and Key managerial personnel (who is not director) as on the financial year end date

5

**(B) (i) \*Details of directors and Key managerial personnel as on the closure of financial year**

| Name              | DIN/PAN    | Designation         | Number of equity share(s) held | Date of cessation (after closure of financial year : If any) |
|-------------------|------------|---------------------|--------------------------------|--|
| Ajay Kumar Gupta  | 00207974   | Managing Director   | 0                              |  |
| Gautam Gupta      | 00208352   | Managing Director   | 0                              |  |
| Karan Gupta       | 00208215   | Managing Director   | 0                              |  |
| Rohit Kumar Gupta | 00208112   | Whole-time director | 0                              | 30/06/2022   |
| Vikash Kumar      | AZSPK3405G | Company Secretary   | 0                              |  |

**(ii) Particulars of change in director(s) and Key managerial personnel during the year**

0

| Name | DIN/PAN | Designation at the beginning / during the financial year | Date of appointment/ change in designation/ cessation | Nature of change (Appointment/ Change in designation/ Cessation) |
|------|---------|--|---|--|
|      |         |  |   |  |

**IX. MEETINGS OF MEMBERS/CLASS OF MEMBERS/BOARD/COMMITTEES OF THE BOARD OF DIRECTORS****A. MEMBERS/CLASS /REQUISITIONED/NCLT/COURT CONVENED MEETINGS**

Number of meetings held

2

| Type of meeting                | Date of meeting | Total Number of Members entitled to attend meeting | Attendance                 |                         |
|--------------------------------|-----------------|--|----------------------------|-------------------------|
|                                |                 |  | Number of members attended | % of total shareholding |
| Annual General Meeting         | 30/09/2021      | 2  | 2                          | 100                     |
| Extra-Ordinary General Meeting | 24/12/2021      | 2  | 2                          | 100                     |

**B. BOARD MEETINGS**

\*Number of meetings held

11

| S. No. | Date of meeting | Total Number of directors associated as on the date of meeting | Attendance                   |                 |
|--------|-----------------|--|------------------------------|-----------------|
|        |                 |  | Number of directors attended | % of attendance |
| 1      | 06/04/2021      | 4  | 4                            | 100             |
| 2      | 30/04/2021      | 4  | 4                            | 100             |
| 3      | 15/06/2021      | 4  | 4                            | 100             |

| S. No. | Date of meeting | Total Number of directors associated as on the date of meeting | Attendance                   |                 |
|--------|-----------------|--|------------------------------|-----------------|
|        |                 |  | Number of directors attended | % of attendance |
| 4      | 17/08/2021      | 4  | 4                            | 100             |
| 5      | 25/08/2021      | 4  | 4                            | 100             |
| 6      | 25/10/2021      | 4  | 4                            | 100             |
| 7      | 29/11/2021      | 4  | 4                            | 100             |
| 8      | 10/01/2022      | 4  | 4                            | 100             |
| 9      | 24/01/2022      | 4  | 4                            | 100             |
| 10     | 01/02/2022      | 4  | 4                            | 100             |
| 11     | 17/02/2022      | 4  | 4                            | 100             |

#### C. COMMITTEE MEETINGS

Number of meetings held

0

| S. No. | Type of meeting | Date of meeting | Total Number of Members as on the date of the meeting | Attendance                 |                 |
|--------|-----------------|-----------------|---|----------------------------|-----------------|
|        |                 |                 |   | Number of members attended | % of attendance |
| 1      |                 |                 |   |                            |                 |

#### D. \*ATTENDANCE OF DIRECTORS

| S. No. | Name of the director | Board Meetings   |                             |                 | Committee Meetings                                       |                             |                 | Whether attended AGM held on |
|--------|----------------------|--|-----------------------------|-----------------|--|-----------------------------|-----------------|------------------------------|
|        |                      | Number of Meetings which director was entitled to attend | Number of Meetings attended | % of attendance | Number of Meetings which director was entitled to attend | Number of Meetings attended | % of attendance | 30/09/2022                   |
|        |                      |  |                             |                 |  |                             |                 | (Y/N/NA)                     |
| 1      | Ajay Kumar G         | 11   | 11                          | 100             | 0  | 0                           | 0               | Yes                          |
| 2      | Gautam Gupta         | 11   | 11                          | 100             | 0  | 0                           | 0               | Yes                          |
| 3      | Karan Gupta          | 11   | 11                          | 100             | 0  | 0                           | 0               | Yes                          |
| 4      | Rohit Kumar G        | 11   | 11                          | 100             | 0  | 0                           | 0               | Not Applicable               |

#### X. \*REMUNERATION OF DIRECTORS AND KEY MANAGERIAL PERSONNEL

☐ Nil

Number of Managing Director, Whole-time Directors and/or Manager whose remuneration details to be entered

4

| S. No. | Name              | Designation      | Gross Salary | Commission | Stock Option/<br>Sweat equity | Others     | Total<br>Amount |
|--------|-------------------|------------------|--------------|------------|-------------------------------|------------|-----------------|
| 1      | Ajay Kumar Gupta  | Chairman & Mar   | 10,515,000   | 0          | 0                             | 7,086,000  | 17,601,000      |
| 2      | Gautam Gupta      | Joint Managing I | 6,659,000    | 0          | 0                             | 5,350,000  | 12,009,000      |
| 3      | Karan Gupta       | Joint Managing I | 8,367,000    | 0          | 0                             | 7,244,000  | 15,611,000      |
| 4      | Rohit Kumar Gupta | Whole Time Dire  | 5,545,000    | 0          | 0                             | 4,301,000  | 9,846,000       |
|        | Total             |                  | 31,086,000   | 0          | 0                             | 23,981,000 | 55,067,000      |

Number of CEO, CFO and Company secretary whose remuneration details to be entered

1

| S. No. | Name         | Designation   | Gross Salary | Commission | Stock Option/<br>Sweat equity | Others | Total<br>Amount |
|--------|--------------|---------------|--------------|------------|-------------------------------|--------|-----------------|
| 1      | Vikash Kumar | Company Secre | 760,000      | 0          | 0                             | 70,000 | 830,000         |
|        | Total        |               | 760,000      | 0          | 0                             | 70,000 | 830,000         |

Number of other directors whose remuneration details to be entered

0

| S. No. | Name  | Designation | Gross Salary | Commission | Stock Option/<br>Sweat equity | Others | Total<br>Amount |
|--------|-------|-------------|--------------|------------|-------------------------------|--------|-----------------|
| 1      |       |             |              |            |                               |        | 0               |
|        | Total |             |              |            |                               |        |                 |

## XI. MATTERS RELATED TO CERTIFICATION OF COMPLIANCES AND DISCLOSURES

\* A. Whether the company has made compliances and disclosures in respect of applicable provisions of the Companies Act, 2013 during the year ☒ Yes ☐ No

B. If No, give reasons/observations

## XII. PENALTY AND PUNISHMENT - DETAILS THEREOF

(A) DETAILS OF PENALTIES / PUNISHMENT IMPOSED ON COMPANY/DIRECTORS /OFFICERS ☒ Nil

| Name of the company/ directors/ officers | Name of the court/ concerned Authority | Date of Order | Name of the Act and section under which penalised / punished | Details of penalty/ punishment | Details of appeal (if any) including present status |
|--|--|---------------|--|--------------------------------|---|
|  |  |               |  |                                |   |

(B) DETAILS OF COMPOUNDING OF OFFENCES ☒ Nil

| Name of the company/ directors/ officers | Name of the court/ concerned Authority | Date of Order | Name of the Act and section under which offence committed | Particulars of offence | Amount of compounding (in Rupees) |
|--|--|---------------|---|------------------------|-----------------------------------|
|  |  |               |   |                        |                                   |

**XIII. Whether complete list of shareholders, debenture holders has been enclosed as an attachment**

☒ Yes ☐ No

**XIV. COMPLIANCE OF SUB-SECTION (2) OF SECTION 92, IN CASE OF LISTED COMPANIES**

In case of a listed company or a company having paid up share capital of Ten Crore rupees or more or turnover of Fifty Crore rupees or more, details of company secretary in whole time practice certifying the annual return in Form MGT-8.

Name

Vijay Kumar Sharma

Whether associate or fellow

☐ Associate ☒ Fellow

Certificate of practice number

12387

**I/We certify that:**

(a) The return states the facts, as they stood on the date of the closure of the financial year aforesaid correctly and adequately.

(b) Unless otherwise expressly stated to the contrary elsewhere in this Return, the Company has complied with all the provisions of the Act during the financial year.

(c) The company has not, since the date of the closure of the last financial year with reference to which the last return was submitted or in the case of a first return since the date of the incorporation of the company, issued any invitation to the public to subscribe for any securities of the company.

(d) Where the annual return discloses the fact that the number of members, (except in case of a one person company), of the company exceeds two hundred, the excess consists wholly of persons who under second proviso to clause (ii) of sub-section (68) of section 2 of the Act are not to be included in reckoning the number of two hundred.

**Declaration**

I am Authorised by the Board of Directors of the company vide resolution no. ...

07

dated

06/04/2021

(DD/MM/YYYY) to sign this form and declare that all the requirements of the Companies Act, 2013 and the rules made thereunder in respect of the subject matter of this form and matters incidental thereto have been complied with. I further declare that:

- Whatever is stated in this form and in the attachments thereto is true, correct and complete and no information material to the subject matter of this form has been suppressed or concealed and is as per the original records maintained by the company.
- All the required attachments have been completely and legibly attached to this form.

**Note: Attention is also drawn to the provisions of Section 447, section 448 and 449 of the Companies Act, 2013 which provide for punishment for fraud, punishment for false statement and punishment for false evidence respectively.**

**To be digitally signed by**

Director

AJAY  
KUMAR  
GUPTA

DIN of the director

00207974

**To be digitally signed by**

VIKASH  
KUMAR

- ☒ Company Secretary  
☐ Company secretary in practice

Membership number

Certificate of practice number

#### Attachments

1. List of share holders, debenture holders
2. Approval letter for extension of AGM;
3. Copy of MGT-8;
4. Optional Attachment(s), if any

|        |
|--------|
| Attach |
| Attach |
| Attach |
| Attach |

#### List of attachments

|  |
|--|
| MBPL_List of Shareholders_31032022.pdf<br>MBPL_Form MGT 8_31032022.pdf |
|--|

[Remove attachment](#)

[Modify](#)

[Check Form](#)

[Prescrutiny](#)

[Submit](#)

This eForm has been taken on file maintained by the Registrar of Companies through electronic mode and on the basis of statement of correctness given by the company

REGD. OFFICE :  
BEEKAY HOUSE, C-450 - 451, SECTOR-10,  
NOIDA-201 301 (U.P.) INDIA.  
TEL. : +91-120-4507700, 7177700  
FAX : +91-120-4507777  
Website : www.mbl.in, E-mail : info@mbi.in

**MACAWBER BEEKAY PVT. LTD.**  
CIN: U29292UP2012PTC069644




**Macawber Beekay Private Limited**  
**List of Shareholders as on March 31, 2022**

| First Name                     | Middle Name | Last Name | Folio Number | DP ID – Client ID Account Number | Number of Shares Held | Class of Shares                                     |
|--------------------------------|-------------|-----------|--------------|----------------------------------|-----------------------|---|
| BSBK Engineers Private Limited | -           | -         | -            | IN 300118 - 11736978             | 60,10,099             | Equity Shares                                       |
| *Ajay                          | Kumar       | Gupta     | -            | IN 300118 - 10577513             | 1                     | Equity Share  |
| BSBK Engineers Private Limited | -           | -         | 1            | -                                | 40,00,000             | Optionally Convertible Redeemable Preference Shares |
| <b>Total</b>                   |             |           |              |                                  | <b>1,00,10,100</b>    |   |

(\* as a nominee of BSBK Engineers Private Limited)

**For Macawber Beekay Private Limited**

  
(Vikash Kumar)  
Company Secretary  
M. No.: F8081  
R/o: B24A, Guru Ramdass Nagar  
Laxmi Nagar, New Delhi - 92

Noida, 23<sup>rd</sup> November 2022




**Form No. MGT-8**

[Pursuant to section 92(2) of the Companies Act, 2013 and rule 11(2) of Companies (Management and Administration) Rules, 2014]

**CERTIFICATE BY A COMPANY SECRETARY IN PRACTICE**


We have examined the registers, records and books and papers of **Macawber Beekay Private Limited (CIN: U29292UP2012PTC069644)** having its registered office at "Beekay House", C-450-451, Sector-10, Noida, Gautam Buddha Nagar, Uttar Pradesh – 201301 ("the Company") as required to be maintained under the Companies Act, 2013 ("the Act") and the rules made thereunder for the financial year ended on 31<sup>st</sup> March, 2022. In our opinion and to the best of our information and according to the examinations carried out by us and explanations furnished to us by the Company, its officers, and agents, we certify that:

- A. The Annual Return states the facts as at the close of the aforesaid financial year correctly and adequately.
- B. During the aforesaid financial year, the Company has complied with provisions of the Act and rules made thereunder in respect of:
1. its status under the Act.
  2. maintenance of registers/ records and making entries therein within the time prescribed therefor.
  3. filing of forms and returns as stated in the annual return, with the Registrar of Companies, Regional Director, Central Government, the Tribunal, Court, or other authorities within/ beyond the prescribed time: *The Company has filed forms and returns with the concerned Registrar of Companies and Central Government within the prescribed time (except certain e-forms filed with late fees) during the financial year.*
  4. calling/ convening/ holding meetings of Board of Directors or its committees, if any, and the meetings of the members of the Company on due dates as stated in the annual return in respect of which meetings, proper notices were given and the proceedings ~~including the circular resolutions and resolutions passed by postal ballot, if any,~~ have been properly recorded in the minute book/ registers maintained for the purpose and the same have been signed;
  5. closure of Register of Members/ security holders, as the case may be: *The Company was not required to close its Register of Members/ security holders.*






6. advances/ loans to its directors and/ or persons or firms or companies referred in section 185 of the Act: *There was no transaction under section 185 of the Act during the financial year under review.*
7. contracts/ arrangements with related parties as specified in section 188 of the Act.
8. issue or allotment or transfer or transmission or buy back of securities/ redemption of preference shares or debentures/ alteration or reduction of share capital/ conversion of shares/ securities and issue of security certificates in all instances: *There was no such event occurred during the financial year under review.*
9. keeping in abeyance the rights to dividend, rights shares and bonus shares pending registration of transfer of shares in compliance with the provisions of the Act: *There was no transaction necessitating the Company to kept in abeyance the rights to dividend, rights shares and bonus shares pending registration of transfer of shares.*
10. declaration/ payment of dividend, transfer of unpaid/ unclaimed dividend/ other amounts as applicable to the Investor Education and Protection Fund in accordance with section 125 of the Act: *No dividend was declared/ paid during the financial year. Further, the Company was not required to transfer any amount to the Investor Education and Protection Fund.*
11. signing of audited financial statement as per the provisions of section 134 of the Act and report of directors is as per sub - sections (3), (4) and (5) thereof.
12. constitution/ appointment/ re-appointments/ retirement/ filling up casual vacancies/ disclosures of the Directors, Key Managerial Personnel and the remuneration paid to them.
13. appointment/ re-appointment/ filling up casual vacancies of auditors as per the provisions of section 139 of the Act: *There was no appointment/ re-appointment/ filling up casual vacancies of auditors made during the reporting period.*
14. approvals required to be taken from the Central Government, Tribunal, Regional Director, Registrar, Court, or such other authorities under the various provisions of the Act: *No approval was required to be obtained during the period under review.*
15. acceptance/ renewal/ repayment of deposits: *No deposits were accepted/ renewed/ repaid during the financial year.*
16. borrowings from its ~~directors, members, public financial institutions,~~ banks and others and creation/ modification/ satisfaction of charges in that respect, wherever applicable.



17. loans and investments or guarantee given or providing of securities to other bodies corporate or persons falling under the provisions of section 186 of the Act: *There was no transaction under section 186 of the Act during the financial year.*
18. alteration of the provisions of the Memorandum and/ or Articles of Association of the Company: *There was no alteration in the Memorandum and/ or Articles of Association of the Company during the financial year under review.*

For Munish K. Sharma & Associates  
Company Secretaries



*Vijay Sharma*

CS Vijay Kumar Sharma  
Partner

Date: 23<sup>rd</sup> November 2022

Place: Kaushambi, Ghaziabad

M. No.: F9924

C.P. No.: 12387

UDIN: F009924D002075328